



NEW HAVEN / FAIRFIELD
COUNTIES
RYAN WHITE PLANNING COUNCIL

2019 SPECIAL POPULATIONS IN CARE NEEDS ASSESSMENT



NEW HAVEN / FAIRFIELD
COUNTIES
RYAN WHITE PLANNING COUNCIL

The following special populations were approved by the Strategic Planning & Assessment committee to be used for this needs assessment because they align with our Ryan White Part A grant application and narrative for the “Getting to Zero” campaign.

- Young MSM of Color (age 29 and under, African American & Hispanic)
- African American Women
- Transgender Women



NEW HAVEN / FAIRFIELD
COUNTIES
RYAN WHITE PLANNING COUNCIL

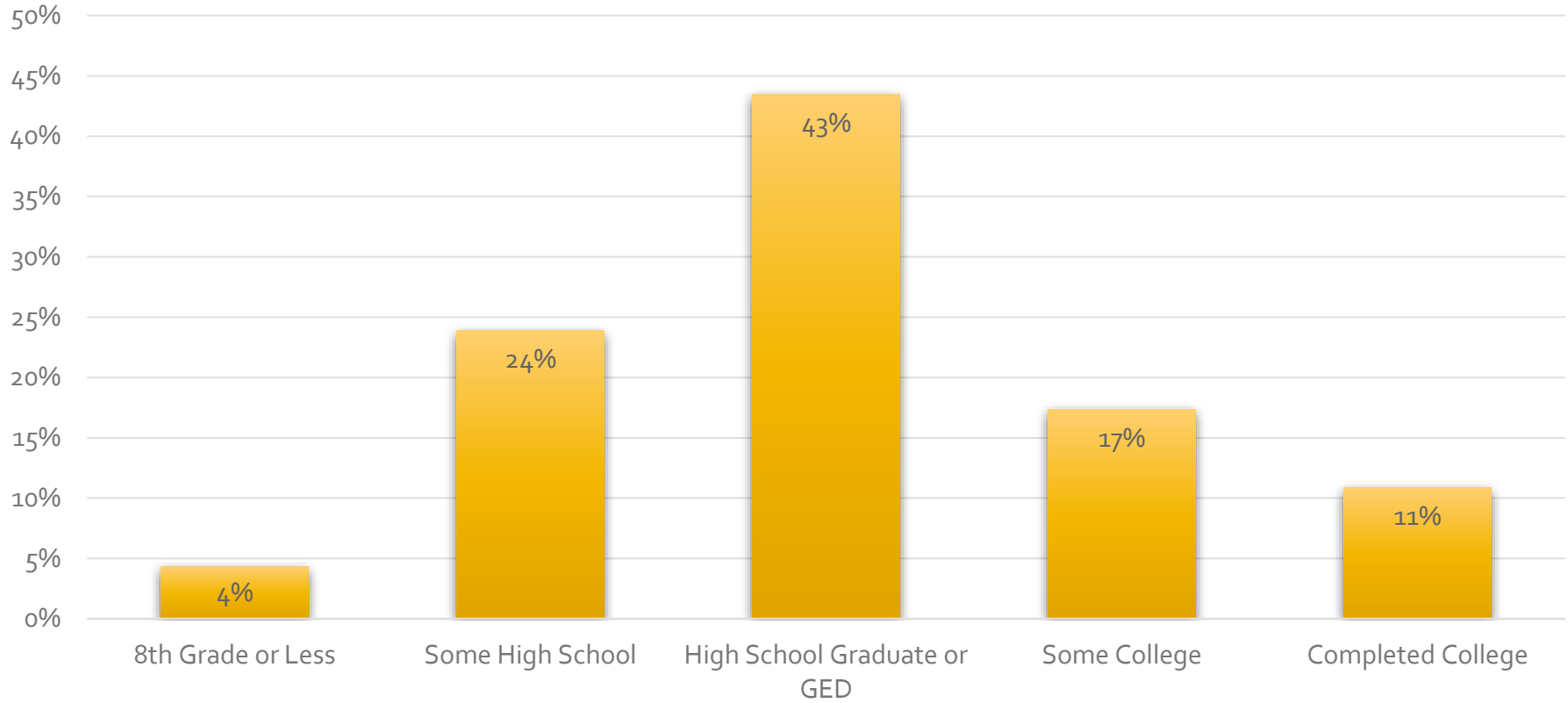
AFRICAN AMERICAN WOMEN = 46 CLIENTS

YOUNG MSM OF COLOR, HISPANIC = 15 CLIENTS

YOUNG MSM OF COLOR, AFRICAN AMERICAN = 10 CLIENTS

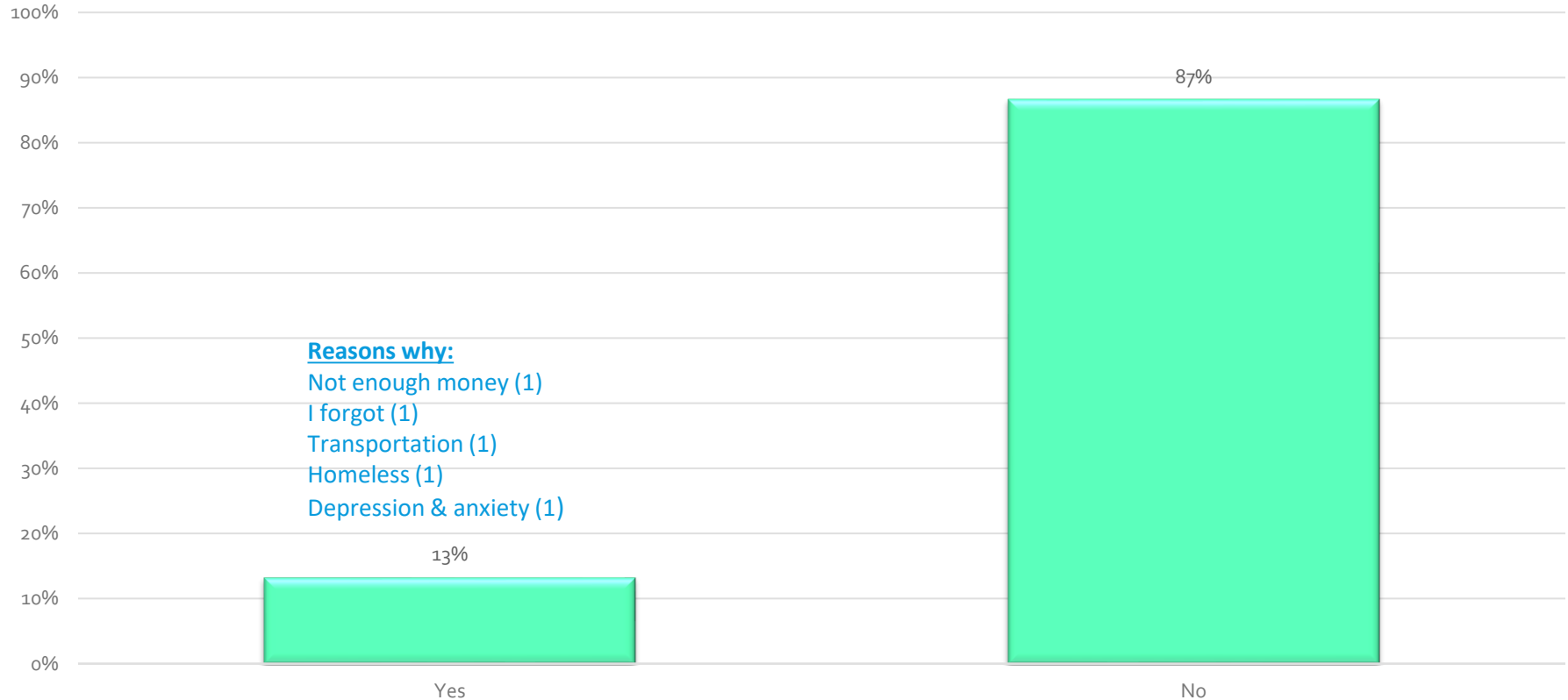
TRANSGENDER FEMALE = 9 CLIENTS

AFRICAN AMERICAN WOMEN



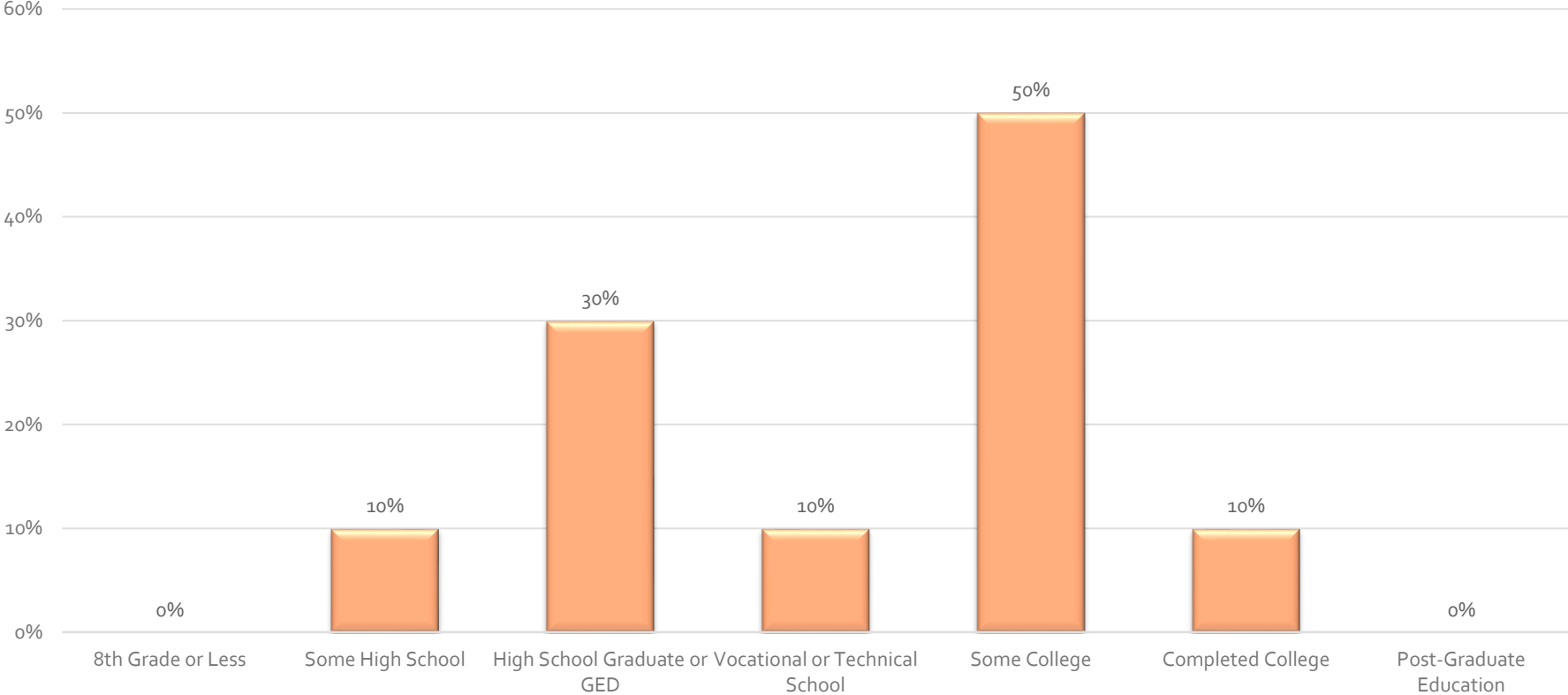
WHAT IS THE HIGHEST LEVEL OF EDUCATION YOU HAVE COMPLETED?

YOUNG MSM HISPANIC



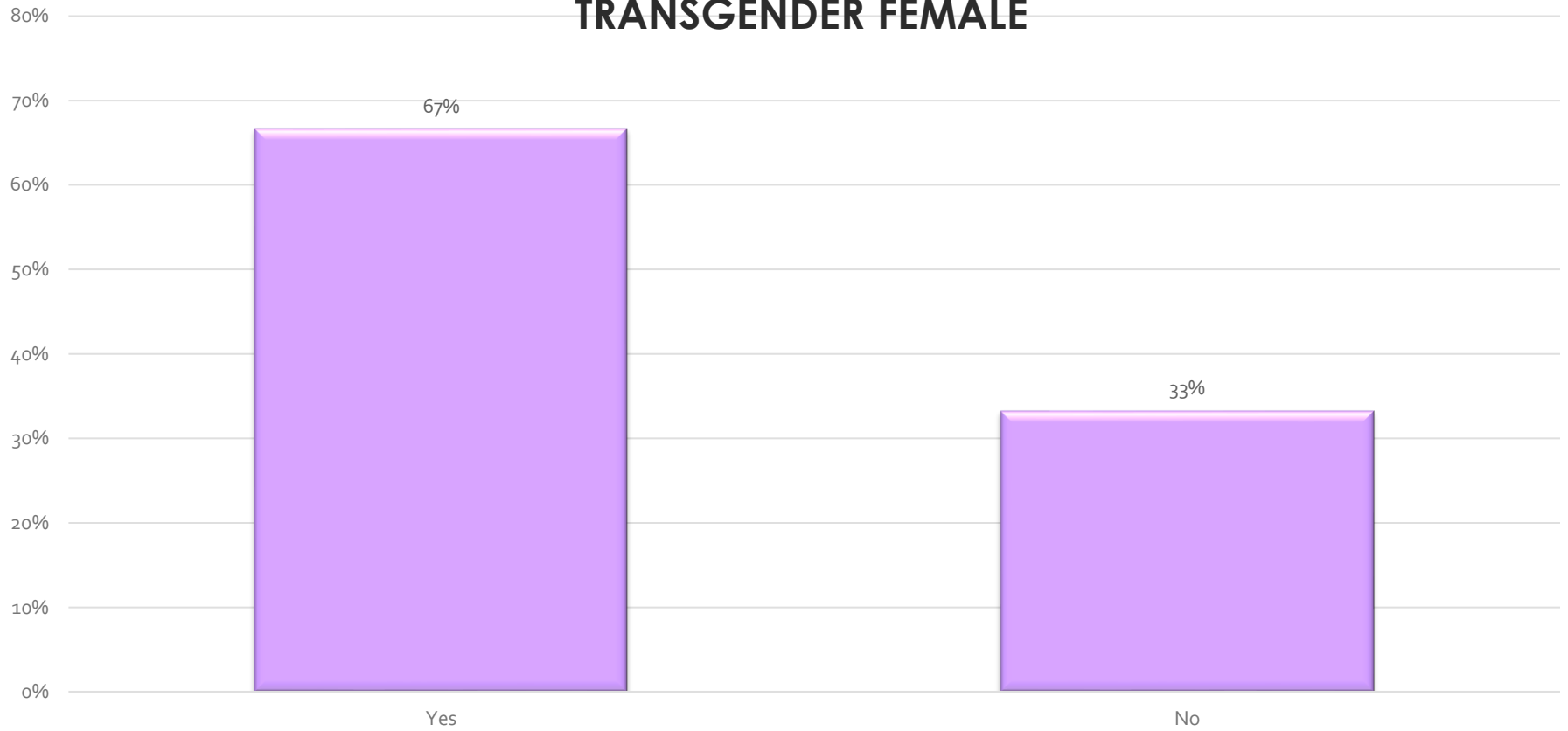
HAVE YOU EVER STOPPED GOING TO YOUR HIV MEDICAL PROVIDER FOR MORE THAN SIX MONTHS?

YOUNG MSM AFRICAN AMERICAN



WHAT IS THE HIGHEST LEVEL OF EDUCATION YOU HAVE COMPLETED?

TRANSGENDER FEMALE



HAVE YOU EVER BEEN HOMELESS?



NEW HAVEN / FAIRFIELD
COUNTIES
RYAN WHITE PLANNING COUNCIL

SERVICE SUMMARY FOR ALL SPECIAL POPULATIONS

“How are all funded
services working for you?”

EASY TO GET THIS SERVICE

SERVICE	YOUNG MSM HISPANIC	YOUNG MSM AA	AA WOMEN	TRANSGENDER WOMEN
OAHS	93%	80%	100%	100%
HIPCSA	36%	22%	2%	22%
ORAL HEALTH	86%	60%	48%	57%
MENTAL HEALTH	43%	30%	28%	67%
SA OUTPATIENT	14%	10%	17%	63%
MCM	100%	90%	98%	100%
HOUSING	29%	30%	39%	33%
EFA	29%	44%	24%	68%
TRANSPORTATION	36%	30%	35%	89%
SA RESIDENTIAL	7%	10%	4%	22%
FOOD BANK/HDM	50%	20%	65%	68%
EIS	23%	30%	0%	11%

HARD TO GET TO THIS SERVICE

SERVICE	YOUNG MSM HISPANIC	YOUNG MSM AA	AA WOMEN	TRANSGENDER WOMEN
OAHS	0%	0%	0%	0%
HIPCSA	14%	22%	2%	22%
ORAL HEALTH	7%	20%	0%	11%
MENTAL HEALTH	0%	10%	0%	11%
SA OUTPATIENT	0%	0%	2%	0%
MCM	0%	0%	2%	0%
HOUSING	0%	20%	0%	0%
EFA	7%	11%	2%	11%
TRANSPORTATION	0%	0%	4%	0%
SA RESIDENTIAL	0%	0%	0%	0%
FOOD BANK/HDM	0%	0%	2%	11%
EIS	0%	0%	0%	0%

UNABLE TO GET THIS SERVICE

SERVICE	YOUNG MSM HISPANIC	YOUNG MSM AA	AA WOMEN	TRANSGENDER WOMEN
OAHS	0%	10%	0%	0%
HIPCSA	0%	0%	0%	0%
ORAL HEALTH	0%	20%	0%	0%
MENTAL HEALTH	0%	10%	0%	0%
SA OUTPATIENT	0%	10%	0%	0%
MCM	0%	0%	0%	0%
HOUSING	7%	0%	0%	0%
EFA	7%	0%	0%	0%
TRANSPORTATION	0%	0%	0%	0%
SA RESIDENTIAL	0%	0%	0%	0%
FOOD BANK/HDM	0%	0%	2%	0%
EIS	0%	0%	0%	0%

SERVICE	YOUNG MSM HISPANIC	YOUNG MSM AA	AA WOMEN	TRANSGENDER WOMEN
OAHS	0%	0%	0%	0%
HIPCSA	43%	33%	96%	56%
ORAL HEALTH	7%	10%	46%	22%
MENTAL HEALTH	64%	40%	70%	22%
SA OUTPATIENT	86%	70%	78%	37%
MCM	0%	0%	0%	0%
HOUSING	64%	30%	57%	67%
EFA	57%	22%	70%	21%
TRANSPORTATION	64%	40%	59%	0%
SA RESIDENTIAL	93%	70%	91%	78%
FOOD BANK/HDM	50%	50%	28%	11%
EIS	54%	50%	64%	11%

DID NOT KNOW ABOUT THIS SERVICE

SERVICE	YOUNG MSM HISPANIC	YOUNG MSM AA	AA WOMEN	TRANSGENDER WOMEN
OAHS	7%	10%	0%	0%
HIPCSA	7%	22%	0%	0%
ORAL HEALTH	0%	0%	7%	11%
MENTAL HEALTH	0%	10%	2%	0%
SA OUTPATIENT	0%	10%	2%	0%
MCM	0%	10%	0%	0%
HOUSING	0%	20%	4%	0%
EFA	0%	22%	4%	0%
TRANSPORTATION	0%	30%	2%	0%
SA RESIDENTIAL	0%	20%	4%	0%
FOOD BANK/HDM	0%	30%	2%	11%
EIS	23%	30%	36%	78%



NEW HAVEN / FAIRFIELD
COUNTIES
RYAN WHITE PLANNING COUNCIL

DISCUSSION